



## GENERAL INFORMATION

ElahoTouch offers compact, stylish, and intuitive touchscreen control of lighting in architectural and small entertainment spaces. Combining three powerful capabilities into one elegant device, ElahoTouch provides standalone or integrated Elaho control. The 7" touchscreen interfaces provides status and control of all connected Elaho products, as well as direct control for DMX/RDM, sACN and Art-Net devices. ElahoTouch shines in all environments, whether in a commercial building with users who need to choose between preset looks, or in an event space to create and recall looks

### FEATURES

- Supports 80 control channels
- Support for playback of 64 presets and 4 sequences
- Support for DMX, RDM, sACN, Art-Net and Elaho protocols
- Control of devices in all 16 Elaho spaces
- Built-in TimeClock
- User customized interface
- Multilevel security access
- PoE or 24 VDC powered
- Mounts to a standard 3-gang back box
- Two-wire topology-free station bus

### APPLICATIONS

- Small entertainment spaces
- Hospitality
- Healthcare facilities
- Conference and meeting rooms
- Lobby spaces
- Retail
- Houses of worship

## ORDERING INFORMATION

### Controller

MODEL	DESCRIPTION
ETS-__	ElahoTouch Controller Mk2

### Accessories:

MODEL	DESCRIPTION
ETS-LC-__	Locking Cover
ETS-SBB	Surface-Mount Back Box
ETS-LCB	Surface-Mount Locking Cover Back Box
ETS-RM	Rack-Mount Kit

Enter station color code in \_\_ space provided:

- 1 = Cream (RAL 9001)
- 3 = Gray (RAL 7001)
- 4 = Black (RAL 9004)
- 5 = Signal White (RAL 9003)

## PRODUCT INFORMATION

### Power Requirements

Bus Power:	One unit of output power
Auxiliary Power:	400 mA

### Notes:

- 1) Auxiliary power is not required when using PoE
- 2) A power supply is required when connecting to an Elaho Control System

### Elaho Presets

Supports 64 Presets
---------------------

## SPECIFICATIONS

### FUNCTIONAL

- Supports 80 control channels
- One universe of output and control of devices in all 16 Elaho spaces
- Supports playback of 64 Presets and 4 internal Sequences with one active at any time
- User customized touchscreen interface with support for layout and naming of:
  - Seven User pages
  - Zone faders (up to 11 per page)
  - Preset, Sequence and Off buttons (up to 30 per page)
  - Channel and Space Modification buttons
  - Space Combine buttons
  - Six user definable utility buttons
- Color and White Pickers
- Innovative touch-based parameter controls with Reference based Position, Color and Beam palettes
- On-board help system
- Extensive, searchable fixture library with support for RDM fixture discovery
- Two configurable security levels for user access and setup
- Adjustable time out options including: dim, off, or user selectable inactivity image

### FUNCTIONAL - TIMECLOCK

- Home screen displays time and date
- Supports 80 real time or astronomical events
- Configurable open and close hours per day
- Ability to hold current preset for timed-event override (up to two hours)
- Supports everyday, weekday, weekends and day of week recurrence
- Supports Time-of-day, sunrise with offset, and sunset with offset events
- Powerful state based programming tool
- Supports up to 16 control spaces
- Resumes program automatically after power loss

### PROTOCOLS

- Support for DMX (ANSI E1.11), RDM (ANSI E1.20), sACN (ANSI E1.31), Art-Net, and EchoConnect protocols
- Support for up to 512 simultaneous addresses using any combination of output protocols
- Output of up to 16 zones per space
- Connects to Elaho station bus for use with all Elaho control and output products

### MECHANICAL

- 7 in color multi-touch touchscreen with adjustable backlight
- 800 x 480 screen resolution
- Cast aluminum bezel finished in fine textured powder coat paint available in four standard colors:
  - Cream (RAL 9001), Gray (RAL 7001), Black (RAL 9004), and White (RAL 9003)
- No visible means of attachment
- Flush-mount to industry standard 3-gang back box (RACO 697 or equivalent)
- Back box for surface mount applications available from ETC
- Locking cover available

### ELECTRICAL

- RJ45 connector compliant with IEEE 802.3i for 10BASE-T, and 802.3u for 100BASE-TX
- Powered using 802.3af for Power over Ethernet
  - Optional 24 VDC power input for use with non-PoE systems
- Pluggable rising clamp screw terminal connector for Auxiliary Power and station wiring
- Pluggable rising clamp screw terminal or IDC connector for DMX wiring
- USB port for firmware maintenance, file transfer, and show file storage

### STATION BUS

- Connects via two-wire EchoConnect control network using low-voltage Class 2 wiring
  - Topology-free wiring over Belden 8471 or equivalent and one #14 ESD drain wire
- Supports use of Belden 1583A or equivalent Ethernet control wire when used with IDC termination kit
- Wiring may be bus, loop, homerun, or any combination of these
- Supports up to 500 m (1,640 ft) of control wiring
  - Up to 300 m (1,000 ft) using Cat5

### DMX

- Connector designed for use with Belden 9729 (or equivalent)
- Optional header included for use with Belden 1583A (or equivalent)
- Fully optically isolated from controller electronics
- Withstands fault voltages up to 250 VAC

### THERMAL

- Ambient temperature: 0°–40° C (32°–104° F)
- Ambient humidity: 5–95% non-condensing

### REGULATORY AND COMPLIANCE

- cULus Listed
- CE compliant
- RoHS compliant
- WEEE

### ELAHO FAMILY PRODUCTS

#### Bus Power Supplies

MODEL	DESCRIPTION
E-SPS	6 U Room Station Power Supply, Knockout Mount
E-SPS-DIN	16 U DIN rail Station Power Supply with 24V Aux
E-APS	24V Aux Power Supply, Knockout Mount

#### ElahoTouch

MODEL	DESCRIPTION
ETS	ElahoTouch Controller Mk2

#### Elaho Stations

MODEL	DESCRIPTION
E1001	Inspire One Button Station
E1002	Inspire Two Button Station
E1004	Inspire Four Button Station
E1006	Inspire Six Button Station
E1008	Inspire Eight Button Station
E1104	Inspire Four Button with Fader Station
EPS05	Preset Station - 5 Button
EPS10	Preset Station - 10 Button
EPSKS	Keyswitch Station
E-ATC	TimeClock

#### Elaho Responsive Controls

MODEL	DESCRIPTION
ELS	Light Sensor
EOCC	Ceiling-Mount PIR Occupancy Sensor
EVAC	Ceiling-Mount PIR Vacancy Sensor
E-DOC-C	Ceiling-Mount Dual Tech Occupancy Sensor
E-DVAC-C	Ceiling-Mount Dual Tech Vacancy Sensor
E-DOC-W	Wall-Mount Dual Tech Occupancy Sensor
E-DVAC-W	Wall-Mount Dual Tech Vacancy Sensor
E-DOC-SM1	Switch-Mount Dual Tech Sensor - One Button
E-DOC-SM2	Switch-Mount Dual Tech Sensor - Two Button

#### Elaho Interfaces

MODEL	DESCRIPTION
EACC	ElahoAccess Interface
EEB	Expansion Bridge
EDMXC	DMX Scene Controller
EEl	Elaho-Echoflex Interface
ECII	Contact Input Interface
ECOI	Contact Output Interface
EDRI	Demand Response Interface
EBI	BACnet Interface
EII	Integration Interface

#### Zone Controllers

MODEL	DESCRIPTION
ERC-G2	One Zone Relay Controller
EDRC-G2	Two Zone Relay Controller
ELD-G2	One Zone 0–10 V Controller
EDLD-G2	Two Zone 0–10 V Controller
ESSC-G2	One Zone SmartSpace Controller
EDSSC-G2	Two Zone SmartSpace Controller
ELVD-G2	600-Watt Phase Adaptive Dimmer (120 V)
ELVD-277-G2	600-Watt Phase Adaptive Dimmer (277 V)
ELVD-G2-MLV	600-Watt Forward Phase Dimmer (120 V)
ELVD-277-G2-MLV	600-Watt Forward Phase Dimmer (277 V)

#### Room Controllers

MODEL	DESCRIPTION
ERMC4-G2	Four Zone Room Controller
ERMCT4-G2	Four Zone Room Controller with TimeClock
ERMC8-G2	Eight Zone Room Controller
ERMCT8-G2	Eight Zone Room Controller with TimeClock

#### Panel Products

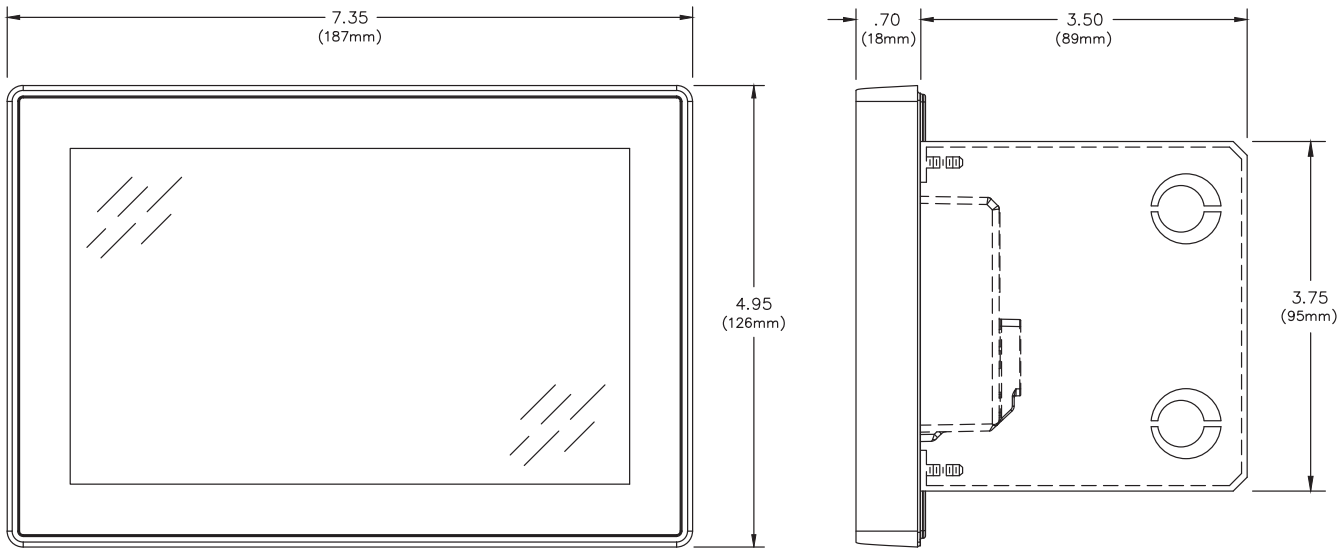
MODEL	DESCRIPTION
ERP	Elaho Relay Panel Mains Feed
ERP-FT	Elaho Relay Panel Feed Through

PHYSICAL

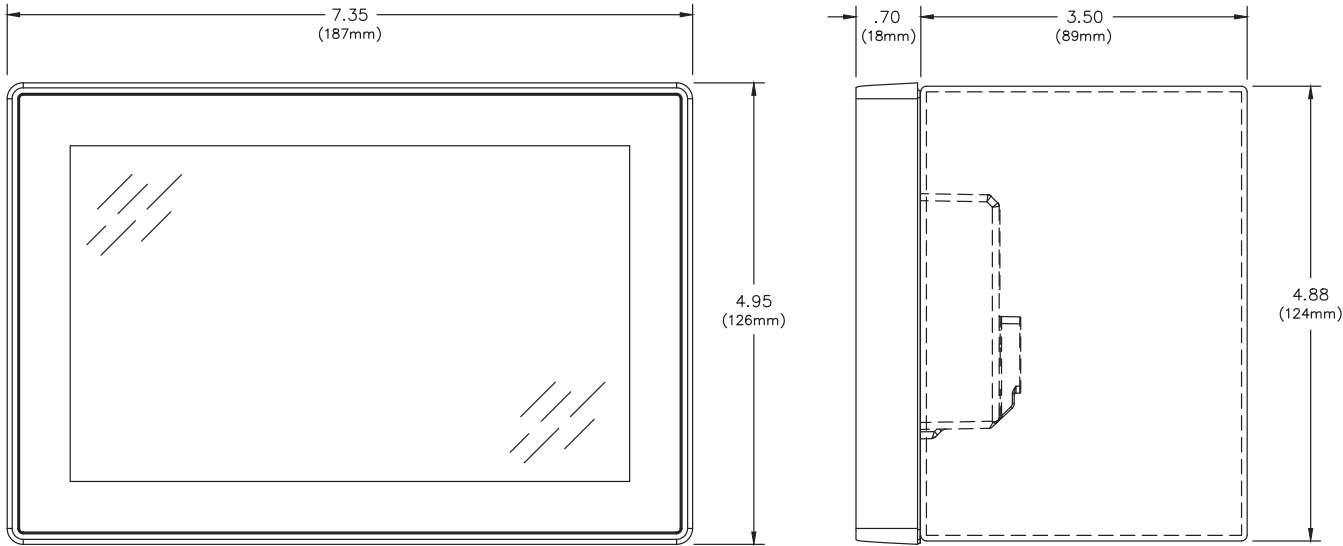
Product Dimensions and Weights

MODEL	HEIGHT		WIDTH		DEPTH		WEIGHT	
	in	mm	in	mm	in	mm	lb	kg
ETS_	4.95	126	7.35	187	1.63	44	1.75	.79

CONTROLLER MK2 FLUSH-MOUNT



CONTROLLER MK2 SURFACE-MOUNT

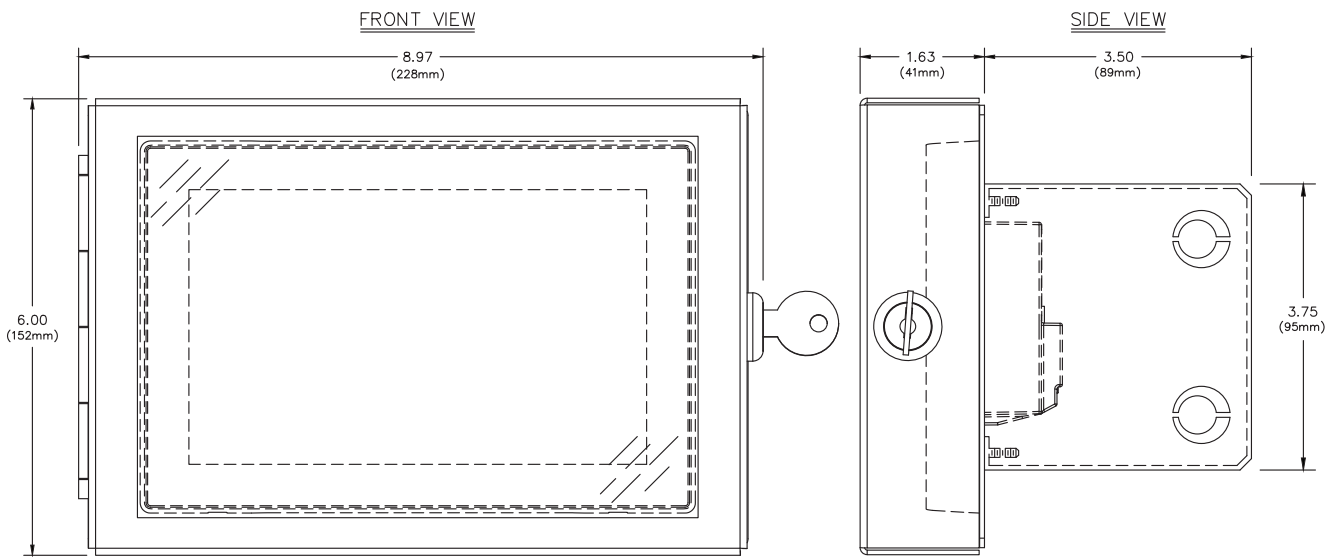


PHYSICAL

Product Dimensions and Weights

MODEL	HEIGHT		WIDTH		DEPTH	
	in	mm	in	mm	in	mm
ETS-LC-__	6.00	152	8.97	228	1.63	44

CONTROLLER MK2 WITH LOCKING COVER FLUSH-MOUNT



CONTROLLER MK2 WITH LOCKING COVER SURFACE-MOUNT

