

Overview

The Signal Relay controller is a versatile device that can be used in a large number of applications including process control, HVAC and hospitality applications.

The signal relay controller activates the output with received input from a linked sensor or switch transmitting:

- ambient light levels monitored by a wireless photo sensor
- occupancy state monitored by a wireless occupancy sensor
- switch action from a wireless single or dual paddle wall switch
- switch action from a wireless key card switch
- switch action from a wireless door/window (reed) switch
- gateway control implementing schedules or other events

The signal relay can be used in distributed process applications to eliminate troublesome wiring runs using linked wireless electrical switches. A low voltage or line voltage event can be transmitted to the signal controller triggering the dry-contact relay connected to any PLC or controller input.

The controller fits equally as well into hospitality applications. Responding to linked key card switches that monitor suite occupancy/vacancy, the controller can also be used to enable and disable air-conditioning equipment based on the occupancy state and/or patio door position.

Other features include telegram repeating and BEMS system integration allowing the controller to be used both in distributed control applications or as a component of a centralized system.

The controller is Range Confirmation® compatible, working with all Echoflex sensors equipped with the Range Confirmation® feature to provide visual feedback of a linked sensors signal strength for optimal sensor placement.

Echoflex offers pre-linking and pre-commissioning on all products sold as a system through Echoflex. In addition to this service, Echoflex provides several methods of configuring and verifying controller operation once installed on-site:

1. Use the linked sensors and Simple Tap™ to make quick changes to individual controllers.
2. Use Smart Click® to access more configuration parameters using a linked switch.
3. To access the full menu of configuration parameters, Echoflex's Garibaldi software is a PC based tool that includes hands-free commissioning.



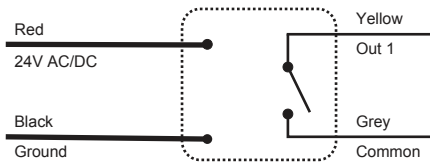
Features

- Use for controlling HVAC circuits or any miscellaneous electrical load
- Occupancy based applications with auto- ON/OFF or manual ON, auto-OFF using wireless occupancy sensors
- Monitors linked battery-free wall, key card and proximity (reed) switches, photo sensors and occupancy sensors
- Range Confirmation® allows optimal placement of linked sensors - (Echoflex sensors with Range Confirmation® feature only)
- Central Command support for BEMS gateway control
- Supports commissioning via Smart Click®, Simple Tap™ or Garibaldi (remote management) software
- Assign up to 20 battery-free wireless wall switches or sensors to one controller
- Reliable radio reception range of 24 m (80 ft) - commercial office spaces (typical), up to 100m (330 ft) line of sight
- Low-cost alternative to running wires and conduit - ideal for retrofit projects
- Doubles as a telegram repeater
- Available in 868 and 902 MHz frequencies

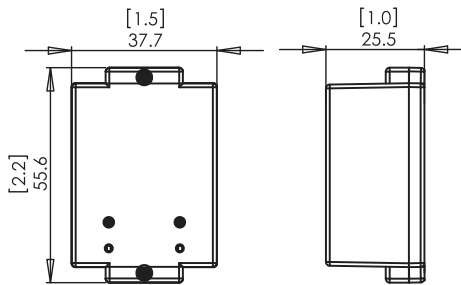
Ordering Information

Description	902 MHz Model	902 MHz PN	868 MHz Model	868 MHz PN
Signal Relay - 24VAC/DC	ERM-FSU-24	8189A1119-X-1	ERM-FSY-24	8189A1319-X-1

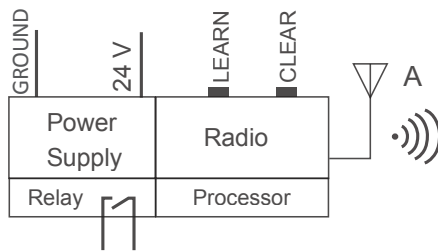
Wiring Diagram



Dimensional Diagram



Block Diagram



Equipment Profiles - Remote Devices Supported

EEP: F6-02-02	Light and Blinds Control
EEP: A5-06-02	Light Sensor [range 0 - 1024 lux]
EEP: A5-07-01	Occupancy Sensor
EEP: F6-04-01	Key Card Activated Switch
EEP: A5-30-02	Single Input Contact (doors and windows)
EEP: A5-38-08	Central Command, switching (0x01), setpoint (0x03)
EEP: A5-10-0A/0B	Room Operating Panel
EEP: D5-00-01	1BS Contact and Switches

Hardware Specifications

Power Supply	24 VAC/DC
Power Consumption	900 mW full load
Outputs	3 A @ 30VDC isolated output 2 x LEDs, Learn (green) and Power (red)

Communications

Radio Frequency	902 MHz and 868 MHz
Antenna	Whip
Transmission Range	24 m (80 ft) - commercial office spaces (typical), up to 100m (330 ft) line of sight
Inputs	LEARN and CLEAR buttons for sensor assignment

Mechanical Specifications

Operating Temperature	-10 °C to 45 °C (14 °F to 113 °F) ambient
Relative Humidity	5% to 95% RH (non-condensing)
Weight	60 g (2.2 oz)
Dimensions	56 x 38 x 26 mm (2.2 x 1.5 x 1.0")

Agency Listing & Compliance

Radio Frequency (902 MHz only)
FCC Part 15.231 - Remote Control Transmitter
IC RSS-210



Smart Click and Range Confirmation are Echoflex Solutions, Inc. Patented technologies | Simple Tap is a trademark of Echoflex Solutions, Inc. Specifications are subject to change without notification. | Document 8DC-0517 | Revision 1.3 |



Echoflex Solutions, Inc.
#1, 38924 Queens Way | Squamish | BC | Canada | V8B 0K8
Toll Free: 888-324-6359 | Phone: (778) 733-0111 | Fax: (604) 815-0078
Email: info@echoflexsolutions.com | www.echoflexsolutions.com

